


Bus coupler - AXL F BK PN - 2701815

Please be informed that the data shown in this PDF Document is generated from our Online Catalog. Please find the complete data in the user's documentation. Our General Terms of Use for Downloads are valid (<http://phoenixcontact.com/download>)



Axioline F, Bus coupler, PROFINET, RJ45 jack, transmission speed in the local bus: 100 Mbps, degree of protection: IP20, including bus base module and Axioline F connector

Product Description

The bus coupler is intended for use within a PROFINET network.

The bus coupler creates the link to the Axioline F I/O system and the industrial I/O signals connected to it.

Up to 63 Axioline F devices can be connected to the bus coupler.

Device descriptions for Phoenix Contact controllers are integral parts of the engineering tools PC Worx and PLCnext Engineer.

Corresponding GSDML files are available for integrating the Axioline F station into other programming systems.

These files can be downloaded at: phoenixcontact.net/product/2701815.

Your advantages

- ✓ 2 Ethernet ports (with integrated switch)
- ✓ Conformance with PROFINET specification V2.2
- ✓ Supports PROFI-safe
- ✓ PROFINET RT and IRT
- ✓ Minimum cycle time of PROFINET for RT and IRT is 250 μ s
- ✓ Firmware can be updated
- ✓ Runtime in bus coupler is negligible (almost 0 μ s)
- ✓ Typical cycle time of the Axioline F local bus is around 10 μ s
- ✓ Web-based management
- ✓ Supports the operation of Axioline Smart Elements
- ✓ Supports Diag+
- ✓ Safe analog value processing with SAFE AI and other components



Key Commercial Data

Packing unit	1 pc
GTIN	 4 046356 845601

Bus coupler - AXL F BK PN - 2701815

GTIN	4046356845601
Weight per Piece (excluding packing)	240.000 g
Custom tariff number	85176200
Country of origin	Germany

Technical data

Dimensions

Width	45 mm
Height	126.1 mm
Depth	74 mm
Note on dimensions	The depth is valid when a TH 35-7,5 DIN rail is used (according to EN 60715).

Ambient conditions

Ambient temperature (operation)	-25 °C ... 60 °C (Mounting position: wall mounting on horizontal DIN rail)
	-25 °C ... 55 °C (Mounting position: any)
Ambient temperature (storage/transport)	-40 °C ... 85 °C
Permissible humidity (operation)	5 % ... 95 % (non-condensing)
Permissible humidity (storage/transport)	5 % ... 95 % (non-condensing)
Air pressure (operation)	70 kPa ... 106 kPa (up to 3000 m above sea level)
Air pressure (storage/transport)	70 kPa ... 106 kPa (up to 3000 m above sea level)
Degree of protection	IP20

Connection data

Designation	Axioline F connector
Connection method	Push-in connection
Note on the connection method	Please observe the information provided on conductor cross sections in the "Axioline F: system and installation" user manual.
Conductor cross section solid min.	0.2 mm ²
Conductor cross section solid max.	1.5 mm ²
Conductor cross section flexible min.	0.2 mm ²
Conductor cross section flexible max.	1.5 mm ²
Conductor cross section AWG min.	24
Conductor cross section AWG max.	16
Stripping length	8 mm

General

Mounting type	DIN rail mounting
Color	traffic grey A RAL 7042
Net weight	222 g
Note on weight specifications	with connector and bus base module
Degree of pollution	2 (IEC 60664-1, EN 60664-1)

Bus coupler - AXL F BK PN - 2701815

Technical data

General

Mounting type	DIN rail mounting
Mounting position	any

Interfaces

Designation	PROFINET
Number of interfaces	2
Connection method	RJ45 jack
Note on the connection method	Auto negotiation and autocrossing
Transmission speed	100 Mbps (full duplex)
Transmission physics	Ethernet in RJ45 twisted pair
Designation	Axioline F local bus
Number of interfaces	1
Connection method	Bus base module
Transmission speed	100 Mbps
Designation	Service
Number of interfaces	1
Connection method	Micro USB type B

Network/bus system

Amount of process data	max. 524 Byte (max. 262 bytes IN - max. 262 bytes OUT)
	max. 262 Byte (Input)
	max. 262 Byte (Output)
Number of supported devices	max. 63 (per station)
Number of local bus devices that can be connected	max. 63
Protocol	PROFINET
	TFTP
	PTCP
	LLDP
	SNMP
	MRP
	DCP
	DDI
	BootP (BootP only to perform firmware updates)

Axioline potentials

Designation	Communications power U_L feed-in (the supply of the Axioline F local bus U_{Bus} is generated from U_L)
Supply voltage	24 V DC
Supply voltage range	19.2 V DC ... 30 V DC (including all tolerances, including ripple)

Bus coupler - AXL F BK PN - 2701815

Technical data

Axioline potentials

Current consumption	max. 570 mA (with 2 A at U_{Bus} for the I/Os and $U_L = 24 V$)
Power consumption	max. 13.7 W (2.0 A on U_{Bus} , $U_L = 24 V$)
Type of protection	Surge protection
	Reverse polarity protection
Designation	Axioline F local bus supply (U_{Bus})
Supply voltage	5 V DC (via bus base module)
Power supply unit	max. 2 A

Standards and Regulations

Immunity to ESD	Noise immunity test in accordance with EN 61000-6-2 Electrostatic discharge (ESD) EN 61000-4-2/IEC 61000-4-2 Criterion B, 6 kV contact discharge, 8 kV air discharge
Immunity to EF	Noise immunity test in accordance with EN 61000-6-2 Electromagnetic fields EN 61000-4-3/IEC 61000-4-3 Criterion A, Field intensity: 10 V/m
Immunity to burst	Noise immunity test in accordance with EN 61000-6-2 Fast transients (burst) EN 61000-4-4/IEC 61000-4-4 Criterion B, 2 kV
Immunity to surge	Noise immunity test in accordance with EN 61000-6-2 Transient overvoltage (surge) EN 61000-4-5/IEC 61000-4-5 Criterion B, DC supply lines: $\pm 0.5 kV/\pm 0.5 kV$ (symmetrical/asymmetrical), fieldbus cable shield: $\pm 1 kV$
Immunity to conducted interference	Noise immunity test in accordance with EN 61000-6-2 Conducted interference EN 61000-4-6/IEC 61000-4-6 Criterion A, Test voltage 10 V
Interference emission	Noise emission test according to EN 61000-6-3 Class B
Mechanical tests	Vibration resistance in acc. with EN 60068-2-6/IEC 60068-2-6 5g
	Shock in acc. with EN 60068-2-27/IEC 60068-2-27 30g
	Continuous shock according to EN 60068-2-27/IEC 60068-2-27 10g
Protection class	III (IEC 61140, EN 61140, VDE 0140-1)
Overvoltage category	II (IEC 60664-1, EN 60664-1)

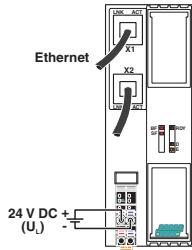
Environmental Product Compliance

REACH SVHC	Lead 7439-92-1
China RoHS	Environmentally Friendly Use Period = 50 years
	For details about hazardous substances go to tab "Downloads", Category "Manufacturer's declaration"

Drawings

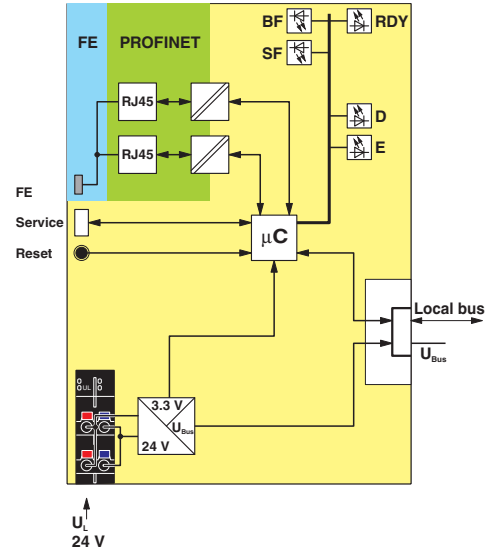
Bus coupler - AXL F BK PN - 2701815

Connection diagram



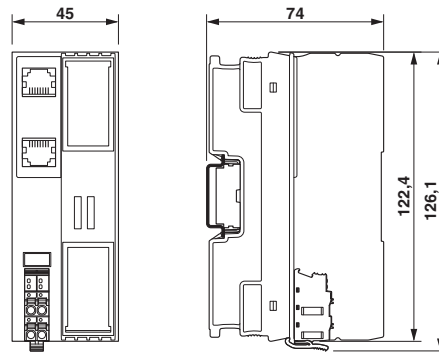
Connection of the cables

Block diagram



Internal wiring of the terminal points

Dimensional drawing



Classifications

eCl@ss

eCl@ss 10.0.1	27242608
eCl@ss 11.0	27242608
eCl@ss 4.0	27240400
eCl@ss 4.1	27240400
eCl@ss 5.0	27242200
eCl@ss 5.1	27242600
eCl@ss 6.0	27242600

Bus coupler - AXL F BK PN - 2701815

Classifications

eCl@ss

eCl@ss 7.0	27242608
eCl@ss 9.0	27242608

ETIM

ETIM 3.0	EC001604
ETIM 4.0	EC001604
ETIM 6.0	EC001604
ETIM 7.0	EC001604

UNSPSC

UNSPSC 6.01	43172015
UNSPSC 7.0901	43201404
UNSPSC 11	39121311
UNSPSC 12.01	39121311
UNSPSC 13.2	32151602
UNSPSC 18.0	32151602
UNSPSC 19.0	32151602
UNSPSC 20.0	32151602
UNSPSC 21.0	32151602

Approvals

Approvals

Approvals

BV / LR / KR / NK / ABS / RINA / PROFINET / PRS / EAC / LR / LR / NK / ABS / PRS / EAC / BV / RINA / PROFINET / PROFINET / KR / ABS / BV / NK / PRS / RINA / KR / EAC / DNV GL / UL Listed / cUL Listed / UL Listed / cUL Listed / DNV GL / DNV GL / UL Listed / cUL Listed









Ex Approvals

Approval details

BV		http://www.veristar.com/portal/veristarinfo/generalinfo/approved/approvedProducts/equipmentAndMaterials	36433/B2 BV
----	---	---	-------------









Bus coupler - AXL F BK PN - 2701815

Approvals

LR		http://www.lr.org/en	LR2001902TA
KR		http://www.krs.co.kr/eng/main/main.aspx	HMB17372-AC002
NK		http://www.classnk.or.jp/hp/en/	14A006
ABS		http://www.eagle.org/eagleExternalPortalWEB/	18-HG1767360-PDA
RINA		http://www.rina.org/en	ELE030120XG
PROFINET			Z10813
PRS		http://www.prs.pl/	TE/1117/880590/20
EAC			EAC-Zulassung
LR		http://www.lr.org/en	LR2001902TA
LR		http://www.lr.org/en	LR2001902TA
NK		http://www.classnk.or.jp/hp/en/	14A006










Bus coupler - AXL F BK PN - 2701815

Approvals

ABS		http://www.eagle.org/eagleExternalPortalWEB/	18-HG1767360-PDA
PRS		http://www.prs.pl/	TE/1117/880590/20
EAC			EAC-Zulassung
BV		http://www.veristar.com/portal/veristarinfo/generalinfo/approved/approvedProducts/equipmentAndMaterials	36433/B2 BV
RINA		http://www.rina.org/en	ELE030120XG
PROFINET			Z10813
PROFINET			Z10813
KR		http://www.krs.co.kr/eng/main/main.aspx	HMB17372-AC002
ABS		http://www.eagle.org/eagleExternalPortalWEB/	18-HG1767360-PDA
BV		http://www.veristar.com/portal/veristarinfo/generalinfo/approved/approvedProducts/equipmentAndMaterials	36433/B2 BV
NK		http://www.classnk.or.jp/hp/en/	14A006
PRS		http://www.prs.pl/	TE/1117/880590/20

Bus coupler - AXL F BK PN - 2701815

Approvals

RINA		http://www.rina.org/en	ELE030120XG
KR		http://www.krs.co.kr/eng/main/main.aspx	HMB17372-AC002
EAC			EAC-Zulassung
DNV GL		https://approvalfinder.dnvgl.com/	TAA00000DF
UL Listed		http://database.ul.com/cgi-bin/XYV/template/LISEXT/1FRAME/index.htm	FILE E 238705
cUL Listed		http://database.ul.com/cgi-bin/XYV/template/LISEXT/1FRAME/index.htm	FILE E 238705
UL Listed		http://database.ul.com/cgi-bin/XYV/template/LISEXT/1FRAME/index.htm	FILE E 238705
cUL Listed		http://database.ul.com/cgi-bin/XYV/template/LISEXT/1FRAME/index.htm	FILE E 238705
DNV GL		https://approvalfinder.dnvgl.com/	TAA00000DF

Bus coupler - AXL F BK PN - 2701815

Approvals

DNV GL		https://approvalfinder.dnvgl.com/	TAA00000DF
--------	--	---	------------

UL Listed		http://database.ul.com/cgi-bin/XYV/template/LISEXT/1FRAME/index.htm	FILE E 238705
-----------	--	---	---------------

cUL Listed		http://database.ul.com/cgi-bin/XYV/template/LISEXT/1FRAME/index.htm	FILE E 238705
------------	--	---	---------------

Accessories

Accessories

Data cable by the meter

Network cable - FL CAT5 HEAVY - 2744814



CAT5-SF/UTP cable (J-02YS(ST)C HP 2 x 2 x 24 AWG), heavy-duty installation cable, 2 x 2 x 0.22 mm², solid conductor, shielded, outer sheath: 7.8 mm diameter, inner sheath: 5.75 mm ± 0.15 mm diameter

Installation cable - FL CAT5 FLEX - 2744830



By the meter, Installation cable, Ethernet CAT5 (100 Mbps), shielded, PUR halogen-free, water blue RAL 5021, 4-wire (2x2xAWG26/7; SF/UTP), color single wire: white/orange-orange, white/green-green, cable length: Free entry (1.0 ... 1000.0 m)

Data plug

Assembly tool - FL CRIMPTOOL - 2744869



Crimping pliers, for assembling the RJ45 plugs FL PLUG RJ45..., for assembly on site

Bus coupler - AXL F BK PN - 2701815

Accessories

Device marking

Insert label - EMT (35X18,7)R - 0801831



Insert label, Roll, white, unlabeled, can be labeled with: THERMOMARK ROLLMASTER 300/600, THERMOMARK X1.2, THERMOMARK ROLL X1, THERMOMARK ROLL 2.0, THERMOMARK ROLL, mounting type: snapped into marker carrier, lettering field size: 35 x 18.7 mm, Number of individual labels: 500

DIN rail connector

Bus connector - AXL BS BK - 2701422



Axioline F bus base module for housing type BK

Plug

RJ45 connector - FL PLUG RJ45 GR/2 - 2744856



RJ45 connector, shielded, with bend protection sleeve, 2 pieces, gray for straight cables, for assembly on site. For connections that are not crossed, it is recommended that you use the connector set with gray bend protection sleeve.

RJ45 connector - FL PLUG RJ45 GN/2 - 2744571



RJ45 connector, shielded, with bend protection sleeve, 2 pieces, green for crossed cables, for assembly on site. For connections that are crossed, it is recommended that the connector set with green bend protection sleeves is used.

Programming cable

Bus coupler - AXL F BK PN - 2701815

Accessories

Connecting cable - CAB-USB A/MICRO USB B/2,0M - 2701626



Connecting cable, for connecting the controller to a PC for PC Worx and LOGIC+, USB A to micro USB B, 2 m in length.

Software library

Function block - SAFE AI - 2400057



Function block library for safety-related analog value acquisition with standard I/O modules. Please contact the safety hotline (+49 5281 9-462777) before ordering the SAFE AI article.

Terminal marking

Zack marker strip - ZB 20,3 AXL UNPRINTED - 0829579



Zack marker strip for Axioline F (device labeling), in 2 x 20.3 mm pitch, unprinted, 25-section, for individual labeling with B-STIFT 0.8, X-PEN, or CMS-P1-PLOTTER

Zack Marker strip, flat - ZBF 10/5,8 AXL UNPRINTED - 0829580



Zack Marker strip, flat, Strip, white, unlabeled, can be labeled with: PLOTMARK, CMS-P1-PLOTTER, mounting type: snap into flat marker groove, for terminal block width: 10.15 mm, lettering field size: 4 of 10.15 x 5 mm and 1 of 5.8 x 5 mm, Number of individual labels: 50